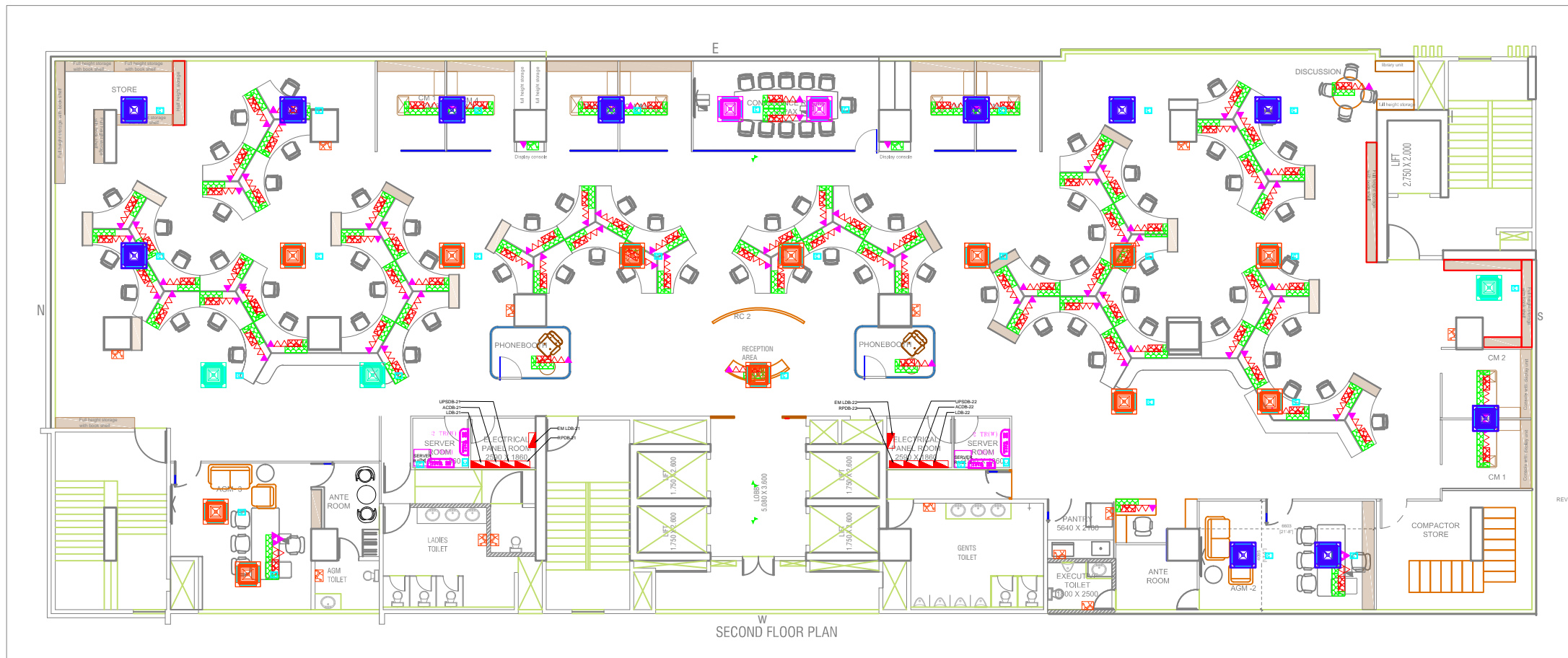
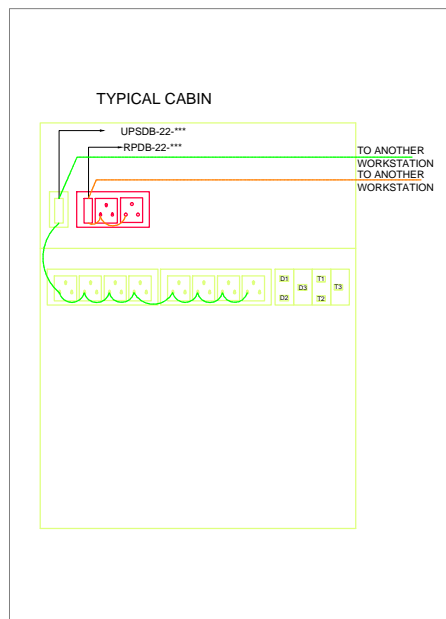
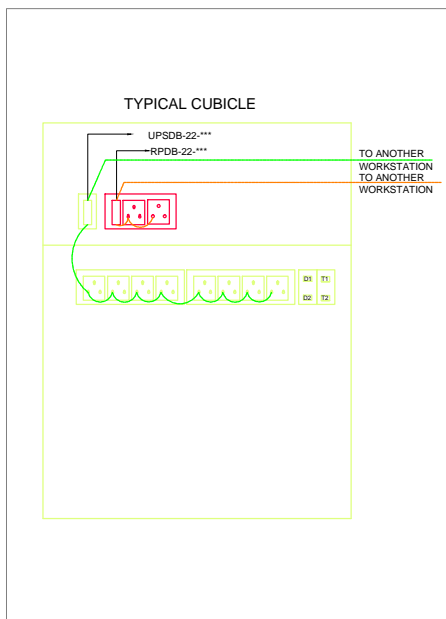
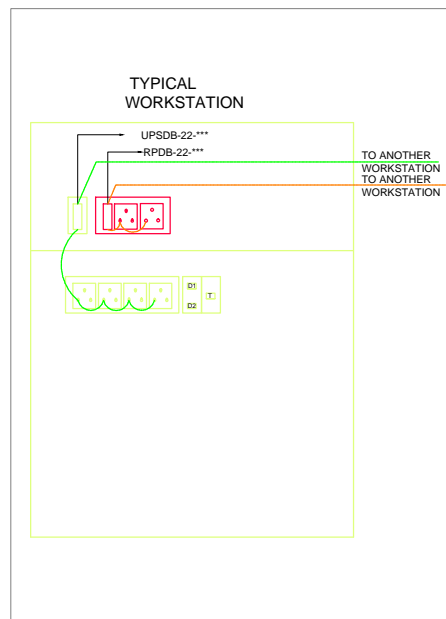


TENDER DRAWING



LEGEND:

SYMBOL	DESCRIPTION
UPS POWER POINT	
[Symbol]	1 NO-16A 1 SWITCH & 1 NO 6/16A SOCKET
[Symbol]	4 NOS-6A SOCKET(BELOW TABLE)-UPS POWER
[Symbol]	1 NO-16A SWITCH(ON TABLETOP)-UPS POWER
[Symbol]	ELV
[Symbol]	DATA POINT
[Symbol]	VOICE POINT
RAW POWER POINT	
[Symbol]	16A 1 SWITCH & 1 NO 6/16A SOCKET
[Symbol]	1 NO-6A SOCKET + 1 NO-16A SCKET + 1 NO.16A SWITCH(ON TABLE TOP)-RAW POWER
[Symbol]	6A 1 SWITCH & 1 NO 6A SOCKET
[Symbol]	CONNECTOR FOR POWER SUPPLY FOR AC INDOOR UNIT AT CEILING/WALL AT NEAREST LOCATION
[Symbol]	DISTRIBUTION BOARDS



R-1	REVISED AS PER COMMENTS	MSP	SMJ	PSK	25.10.24
R-0	TENDER DRAWING	MSP	SMJ	PSK	22.10.24
REV	PARTICULARS OF REVISION	DRN	BYCHKD	BYAPRD	BY DATE

REVISIONS IN DRAWINGS

ARCHITECT :-
-

PMC :-
-

CLIENT :-
MITIMITRA ARCHITECT AND ASSOCIATES

PROJECT :-
CLOCK TOWER, LHO, SBI, KHARADI, PUNE

TITLE :- **POWER LAYOUT-SECOND FLOOR**

SCALE	DATE	DRG NO.	REV.
NTS	24.10.24	1658-EL-PP-02	R-0

Sheet 1 of 1
ORIENTATOR

RELEASED FOR PRELIMINARY TENDER INFORMATION APPROVAL CONSTRUCTION

VISION ELECTRO - MECHANICAL CONSULTANTS PVT. LTD.

2 SHWETTA 98/28 BHUSARI COLONY PUNE 411038, Tel: 25285686, email: office@rmdco.com

THIS DRAWING AND THE CONNECTED DESIGN IS OUR SOLE PROPERTY. IT IS LOANED ON CONDITION OF RETURN ON DEMAND. IT SHALL NOT BE COPIED, LENT OR USED WITHOUT OUR PRIOR WRITTEN CONSENT.